


ANNEXURE - IV

Shri Hiranyakeshi Sahakari Sakkare Karkhane Niyamit, Sankeshwar

Month wise Water Analyses Report from October-2021 to March-2022 (Hiranyakeshi River Water & Borewell water)


Month		PH	Alkalinity	TDS	Chlorides	Hardness	Calcium	Magnesium	Sodium	Potassium	Turbidity	%Na (max)	SAR	Conductivity	RSC
Oct-21	River	Factory not working (Off-season)													
	Borewell														
	Openwell														
Nov-21	River	8.03	224.00	580.00	58.00	225.00	68.00	13.00	57.40	7.30	0.50	34.93	1.67	837.00	-0.003
	Borewell	7.38	139.00	563.00	237.00	56.00	20.00	1.00	66.30	2.20	0.30	88.67	9.85	820.00	-1.660
	Openwell	8.13	220.00	540.00	152.00	170.00	48.00	12.00	85.30	4.90	1.20	51.39	2.85	927.00	1.00
Dec-21	River	8.42	100.00	252.00	35.00	230.00	88.00	2.00	57.40	8.10	4.20	34.38	1.65	430.00	-2.56
	Borewell	8.16	114.00	500.00	242.00	32.00	4.00	5.00	125.20	3.30	0.00	87.62	9.65	725.00	-1.52
	Openwell	8.54	250.00	526.00	185.00	150.00	32.00	16.00	90.60	4.80	1.30	56.47	3.26	910.00	2.06
Jan-22	River	8.33	110.00	240.00	39.00	250.00	80.00	12.00	43.10	8.31	3.80	26.52	1.18	466.00	-2.80
	Borewell	7.71	230.00	623.00	142.00	510.00	163.00	25.00	142.70	7.10	0.60	37.43	2.74	1090.00	-5.63
	Openwell	8.15	192.00	535.00	148.00	210.00	45.00	18.00	110.00	2.90	0.21	63.80	3.46	980.00	0.18
Feb-22	River	8.32	115.00	245.00	42.00	255.00	82.00	14.00	43.10	8.30	3.82	26.55	1.18	520.00	0.80
	Borewell	7.89	191.00	529.00	62.00	480.00	162.00	18.00	81.90	12.70	1.50	26.47	1.62	910.00	-5.78
	Openwell	8.14	190.00	530.00	142.00	180.00	46.00	16.00	104.80	2.80	0.20	55.30	3.39	958.00	0.16
Mar-22	River	Factory not working (Off-season)													
	Borewell														
	Openwell														


 Managing Director

ANNEXURE - V

Shri Hiranyakeshi Sahakari Sakkare Karkhane Niyamit, Sankeshwar
Month wise Ambient Air Quality Report from October -2021 to March-2022


Month	Sampling Station	Direction Distance from Stack	Wind Direction	P.M.2.5 ($\mu\text{g}/\text{m}^3$)	P.M ($\mu\text{g}/\text{m}^3$)	NO _x ($\mu\text{g}/\text{m}^3$)	SO ₂ ($\mu\text{g}/\text{m}^3$)
Oct-21	Factory Main Gate	S, 400 meter	Easterly	Factory not working (Off-season)			
	Near Sugar ETP	W, 400 meter	S to W				
	Near Compost Yard	S, 400 meter	S to W				
	Near Sankeshwar IB Hall	N, 500 meter	S to W				
Nov-21	Factory Main Gate	S, 400 meter	Easterly	35	71	12	10
	Near Sugar ETP	W, 400 meter	S to W	25	71	10	8
	Near Compost Yard	S, 400 meter	S to W	24	65	10	10
	Near Sankeshwar IB Hall	N, 500 meter	S to W	22	65	12	10
Dec-21	Factory Main Gate	S, 400 meter	Easterly	22	65	12	10
	Near Sugar ETP	W, 400 meter	S to W	25	71	10	8
	Near Compost Yard	S, 400 meter	S to W	26	68	14	8
	Near Sankeshwar IB Hall	N, 500 meter	S to W	34	75	15	10
Jan-22	Factory Main Gate	S, 400 meter	Easterly	33	76	15	12
	Near Sugar ETP	W, 400 meter	S to W	26	68	14	8
	Near Compost Yard	S, 400 meter	S to W	34	75	15	10
	Near Sankeshwar IB Hall	N, 500 meter	S to W	31	74	12	10
Feb-22	Factory Main Gate	S, 400 meter	Easterly	29	69	14	11
	Near Sugar ETP	W, 400 meter	S to W	32	71	16	10
	Near Compost Yard	S, 400 meter	S to W	38	79	18	12
	Near Sankeshwar IB Hall	N, 500 meter	S to W	30	71	14	12
Mar-22	Factory Main Gate	S, 400 meter	Easterly	Factory not working (Off-season)			
	Near Sugar ETP	W, 400 meter	S to W				
	Near Compost Yard	S, 400 meter	S to W				
	Near Sankeshwar IB Hall	N, 500 meter	S to W				


 Managing Director

ANNEXURE - V

Shri Hiranyakeshi Sahakari Sakkare Karkhane Niyamit, Sankeshwar
Month wise Stack Monitoring Report from October-2021 to March-2022

Month	Stack Height (m)	Stack Diameter (m)	Furnace Type	Boiler Capacity(T/hr)	Fuel used	Flue gas Temp.°C	Flue gas velocity (m/s)	Particulate Matter (mg/Nm ³)
Oct-21	Factory Not working (Off-season)							
Nov-21	47.00	3.00			Coal	132.00	7.90	52.00
	87.00	4.80			Bagasse	123.00	9.70	118.00
Dec-21	47.00	3.00			Coal	132.00	7.90	53.00
	87.00	4.80			Bagasse	125.00	9.60	124.00
Jan-22	47.00	3.00			Coal	127.00	7.70	85.00
	87.00	4.80			Bagasse	121.00	9.60	115.00
Feb-22	47.00	3.00			Coal	132.00	7.63	86.00
	87.00	4.80			Bagasse	124.00	9.10	108.00
Mar-22	Factory Not working (Off-season)							

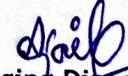

Managing Director

ANNEXURE - VI

Shri Hiranyakeshi Sahakari Sakkare Karkhane Niyamit, Sankeshwar

Month wise Noise Level Analysis Report from October-2021 to March-2022

Month	Time					
		Near Cane cutter	Near Mill House	Near Pan House	Near Boiling House	Near Distillery
Oct-21	Day Time	Factory Not working (Off-season)				
	Night Time					
Nov-21	Day Time	70.30	71.20	68.40	70.20	69.20
	Night Time	66.30	69.80	67.50	67.20	63.10
Dec-21	Day Time	70.80	70.20	69.40	70.90	67.80
	Night Time	66.50	69.20	67.90	67.40	61.20
Jan-22	Day Time	69.50	70.30	69.20	69.80	67.90
	Night Time	65.30	68.50	67.30	67.40	63.70
Feb-22	Day Time	70.20	70.20	69.40	69.70	68.00
	Night Time	65.60	68.30	67.40	67.40	63.90
Mar-22	Day Time	Factory Not working (Off-season)				
	Night Time					


Managing Director